




**BARWA GRAND PRIX OF QATAR**  
**Free Practice Nr. 3**  
**Classification**

**10**

	Rider	Nation	Team	Motorcycle	Time	Lap Total	Gap	Top Speed
1	11 Sergio GARCIA	SPA	GASGAS Gaviota Aspar	GAS GAS	<b>2'05.064</b>	12 12		<b>241.0</b>
2	16 Andrea MIGNO	ITA	Rivacold Snipers Team	HONDA	<b>2'05.551</b>	13 13	0.487 0.487	<b>234.7</b>
3	24 Tatsuki SUZUKI	JPN	SIC58 Squadra Corse	HONDA	<b>2'05.630</b>	10 10	0.566 0.079	<b>243.2</b>
4	28 Izan GUEVARA	SPA	GASGAS Gaviota Aspar	GAS GAS	<b>2'05.721</b>	6 9	0.657 0.091	<b>237.3</b>
5	7 Dennis FOGGIA	ITA	Leopard Racing	HONDA	<b>2'05.758</b>	10 10	0.694 0.037	<b>244.3</b>
6	40 Darryn BINDER	RSA	Petronas Sprinta Racing	HONDA	<b>2'05.823</b>	11 11	0.759 0.065	<b>235.2</b>
7	5 Jaume MASIA	SPA	Red Bull KTM Ajo	KTM	<b>2'05.913</b>	11 11	0.849 0.090	<b>238.4</b>
8	43 Xavier ARTIGAS	SPA	Leopard Racing	HONDA	<b>2'05.963</b>	11 11	0.899 0.050	<b>242.6</b>
9	37 Pedro ACOSTA	SPA	Red Bull KTM Ajo	KTM	<b>2'06.128</b>	11 12	1.064 0.165	<b>234.2</b>
10	6 Ryusei YAMANAKA	JPN	CarXpert PruestelGP	KTM	<b>2'06.178</b>	10 10	1.114 0.050	<b>241.6</b>
11	53 Deniz ÖNCÜ	TUR	Red Bull KTM Tech 3	KTM	<b>2'06.204</b>	12 12	1.140 0.026	<b>237.3</b>
12	54 Riccardo ROSSI	ITA	BOE Owlride	KTM	<b>2'06.303</b>	11 11	1.239 0.099	<b>240.5</b>
13	23 Niccolò ANTONELLI	ITA	Avintia Esponsorama Moto3	KTM	<b>2'06.335</b>	8 8	1.271 0.032	<b>237.3</b>
14	99 Carlos TATAY	SPA	Avintia Esponsorama Moto3	KTM	<b>2'06.754</b>	7 11	1.690 0.419	<b>236.8</b>
15	17 John MCPHEE	GBR	Petronas Sprinta Racing	HONDA	<b>2'06.761</b>	11 11	1.697 0.007	<b>235.2</b>
16	71 Ayumu SASAKI	JPN	Red Bull KTM Tech 3	KTM	<b>2'06.792</b>	10 10	1.728 0.031	<b>243.2</b>
17	12 Filip SALAC	CZE	Rivacold Snipers Team	HONDA	<b>2'06.986</b>	9 9	1.922 0.194	<b>237.8</b>
18	27 Kaito TOBA	JPN	CIP Green Power	KTM	<b>2'07.068</b>	15 15	2.004 0.082	<b>238.4</b>
19	82 Stefano NEPA	ITA	BOE Owlride	KTM	<b>2'07.110</b>	11 11	2.046 0.042	<b>241.6</b>
20	50 Jason DUPASQUIER	SWI	CarXpert PruestelGP	KTM	<b>2'07.194</b>	10 10	2.130 0.084	<b>243.7</b>
21	55 Romano FENATI	ITA	Sterilgarda Max Racing Team	HUSQVARNA	<b>2'07.227</b>	6 12	2.163 0.033	<b>234.2</b>
22	92 Yuki KUNII	JPN	Honda Team Asia	HONDA	<b>2'07.297</b>	11 11	2.233 0.070	<b>237.8</b>
23	52 Jeremy ALCOBA	SPA	Indonesian Racing Gresini Moto3	HONDA	<b>2'07.656</b>	8 9	2.592 0.359	<b>232.7</b>
24	31 Adrian FERNANDEZ	SPA	Sterilgarda Max Racing Team	HUSQVARNA	<b>2'07.822</b>	5 13	2.758 0.166	<b>238.9</b>
25	19 Andi Farid IZDIHAR	INA	Honda Team Asia	HONDA	<b>2'07.888</b>	11 11	2.824 0.066	<b>238.4</b>
26	20 Lorenzo FELLON	FRA	SIC58 Squadra Corse	HONDA	<b>2'07.929</b>	10 10	2.865 0.041	<b>238.9</b>
27	73 Maximilian KOFLER	AUT	CIP Green Power	KTM	<b>2'08.142</b>	12 12	3.078 0.213	<b>240.0</b>
28	2 Gabriel RODRIGO	ARG	Indonesian Racing Gresini Moto3	HONDA	<b>2'08.194</b>	9 11	3.130 0.052	<b>233.2</b>

Practice condition: **Dry**  
 Air: **38°**  
 Humidity: **11%**  
 Ground: **54°**

<b>Fastest Lap:</b>	Lap: 12	<b>Sergio GARCIA</b>	<b>2'05.064</b>	154.8 Km/h
<b>Best Race Lap:</b>	2019	<b>Romano FENATI</b>	<b>2'05.403</b>	154.4 Km/h
<b>All Time Lap Record:</b>	2019	<b>Aron CANET</b>	<b>2'04.561</b>	155.4 Km/h

The results are provisional until the end of the limit for protest and appeals.

Time limit for protest expires 30' after publication of the results - ..... Time: .....

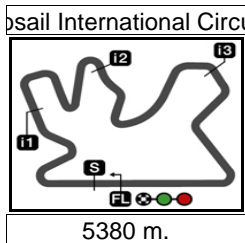
These data/results cannot be reproduced, stored and/or transmitted in whole or in part by any manner of electronic, mechanical, photocopying, recording, broadcasting or otherwise now known or herein after developed without the previous express consent by the copyright owner, except for reproduction in daily press and regular printed publications on sale to the public within 60 days of the event related to those data/results and always provided that copyright symbol appears together as follows below.

© DORNA, 2021

Official MotoGP Timing by TISSOT  
 www.motogp.com

Doha, Saturday, March 27, 2021





Results and timing service provided by TISSOT

Moto3™

**BARWA GRAND PRIX OF QATAR**  
**Free Practice Nr. 3**  
**Combined Free Practice Times**

**11**

	Rider	Nation	Team	MOTORCYCLE	FP1	FP2	FP3	Gap
1	27 <b>K.TOBA</b>	JPN	CIP Green Power	KTM	2'06.420 10	<b>2'04.839</b> 13	2'07.068 15	
2	5 <b>J.MASIA</b>	SPA	Red Bull KTM Ajo	KTM	2'06.188 12	<b>2'04.881</b> 9	2'05.913 11	0.042 0.042
3	2 <b>G.RODRIGO</b>	ARG	Indonesian Racing Gresini Moto3	HONDA	2'07.607 5	<b>2'04.907</b> 13	2'08.194 9	0.068 0.026
4	11 <b>S.GARCIA</b>	SPA	GASGAS Gaviota Aspar	GAS GAS	2'07.095 11	<b>2'04.935</b> 13	2'05.064 12	0.096 0.028
5	50 <b>J.DUPASQUIER</b>	SWI	CarXpert PruestelGP	KTM	2'06.252 12	<b>2'04.938</b> 11	2'07.194 10	0.099 0.003
6	23 <b>N.ANTONELLI</b>	ITA	Avintia Esponsorama Moto3	KTM	2'06.971 5	<b>2'04.941</b> 11	2'06.335 8	0.102 0.003
7	52 <b>J.ALCOBA</b>	SPA	Indonesian Racing Gresini Moto3	HONDA	2'07.948 15	<b>2'05.021</b> 14	2'07.656 8	0.182 0.080
8	17 <b>J.MCPHEE</b>	GBR	Petronas Sprinta Racing	HONDA	2'06.208 11	<b>2'05.058</b> 11	2'06.761 11	0.219 0.037
9	16 <b>A.MIGNO</b>	ITA	Rivacold Snipers Team	HONDA	2'06.246 14	<b>2'05.102</b> 13	2'05.551 13	0.263 0.044
10	73 <b>M.KOFLER</b>	AUT	CIP Green Power	KTM	2'07.308 9	<b>2'05.107</b> 13	2'08.142 12	0.268 0.005
11	99 <b>C.TATAY</b>	SPA	Avintia Esponsorama Moto3	KTM	2'07.256 15	<b>2'05.117</b> 12	2'06.754 7	0.278 0.010
12	7 <b>D.FOGGIA</b>	ITA	Leopard Racing	HONDA	2'07.278 4	<b>2'05.228</b> 12	2'05.758 10	0.389 0.111
13	71 <b>A.SASAKI</b>	JPN	Red Bull KTM Tech 3	KTM	2'07.393 3	<b>2'05.244</b> 11	2'06.792 10	0.405 0.016
14	37 <b>P.ACOSTA</b>	SPA	Red Bull KTM Ajo	KTM	2'05.809 13	<b>2'05.388</b> 12	2'06.128 11	0.549 0.144
15	40 <b>D.BINDER</b>	RSA	Petronas Sprinta Racing	HONDA	2'05.898 12	<b>2'05.453</b> 13	2'05.823 11	0.614 0.065
16	6 <b>R.YAMANAKA</b>	JPN	CarXpert PruestelGP	KTM	2'06.186 12	<b>2'05.471</b> 12	2'06.178 10	0.632 0.018
17	55 <b>R.FENATI</b>	ITA	Sterilgarda Max Racing Team	HUSQVARNA	2'07.591 6	<b>2'05.488</b> 11	2'07.227 6	0.649 0.017
18	92 <b>Y.KUNII</b>	JPN	Honda Team Asia	HONDA	2'07.282 12	<b>2'05.499</b> 12	2'07.297 11	0.660 0.011
19	43 <b>X.ARTIGAS</b>	SPA	Leopard Racing	HONDA	2'07.808 2	<b>2'05.559</b> 12	2'05.963 11	0.720 0.060
20	28 <b>I.GUEVARA</b>	SPA	GASGAS Gaviota Aspar	GAS GAS	2'06.901 8	<b>2'05.590</b> 12	2'05.721 6	0.751 0.031
21	24 <b>T.SUZUKI</b>	JPN	SIC58 Squadra Corse	HONDA	2'07.390 10	2'06.277 9	<b>2'05.630</b> 10	0.791 0.040
22	54 <b>R.ROSSI</b>	ITA	BOE Owlride	KTM	2'06.915 13	<b>2'05.667</b> 15	2'06.303 11	0.828 0.037
23	31 <b>A.FERNANDEZ</b>	SPA	Sterilgarda Max Racing Team	HUSQVARNA	2'07.566 9	<b>2'05.807</b> 12	2'07.822 5	0.968 0.140
24	53 <b>D.ÖNCÜ</b>	TUR	Red Bull KTM Tech 3	KTM	2'07.784 13	<b>2'05.834</b> 11	2'06.204 12	0.995 0.027
25	82 <b>S.NEPA</b>	ITA	BOE Owlride	KTM	2'06.433 13	<b>2'06.326</b> 12	2'07.110 11	1.487 0.492
26	12 <b>F.SALAC</b>	CZE	Rivacold Snipers Team	HONDA	2'07.334 11	<b>2'06.605</b> 7	2'06.986 9	1.766 0.279
27	19 <b>A.IZDIHAR</b>	INA	Honda Team Asia	HONDA	2'07.145 10	<b>2'06.656</b> 10	2'07.888 11	1.817 0.051
28	20 <b>L.FELLON</b>	FRA	SIC58 Squadra Corse	HONDA	2'07.229 13	<b>2'06.735</b> 3	2'07.929 10	1.896 0.079

<b>Pole Position Record:</b>	2020	<b>Tatsuki SUZUKI</b>	<b>2'04.815</b>	155.1 Km/h
<b>Best Race Lap:</b>	2019	<b>Romano FENATI</b>	<b>2'05.403</b>	154.4 Km/h
<b>All Time Lap Record:</b>	2019	<b>Aron CANET</b>	<b>2'04.561</b>	155.4 Km/h

The results are provisional until the end of the limit for protest and appeals.

Time limit for protest expires 60' after publication of the results - Mr. .... Time: .....

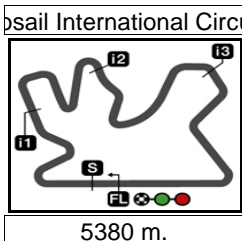
These data/results cannot be reproduced, stored and/or transmitted in whole or in part by any manner of electronic, mechanical, photocopying, recording, broadcasting or otherwise now known or herein after developed without the previous express consent by the copyright owner, except for reproduction in daily press and regular printed publications on sale to the public within 60 days of the event related to those data/results and always provided that copyright symbol appears together as follows below.

© DORNA, 2021

Official MotoGP Timing by TISSOT  
 www.motogp.com

Doha, Saturday, March 27, 2021





## BARWA GRAND PRIX OF QATAR

## Free Practice Nr. 3

## Top Speed &amp; Average

12



Rider	Nation	Motorcycle	Top 5 speeds					Average	Top
7 Dennis FOGGIA	ITA	HONDA	244.3	242.6	242.1	240.5	237.8	241.5	244.3
50 Jason DUPASQUIER	SWI	KTM	243.7	243.2	240.5	238.9	233.2	239.9	243.7
24 Tatsuki SUZUKI	JPN	HONDA	243.2	241.0	240.0	238.4	236.8	239.9	243.2
71 Ayumu SASAKI	JPN	KTM	243.2	243.2	238.9	233.7	231.7	238.1	243.2
43 Xavier ARTIGAS	SPA	HONDA	242.6	240.0	239.4	238.4	236.3	239.3	242.6
6 Ryusei YAMANAKA	JPN	KTM	241.6	238.4	236.8	234.2	232.7	236.7	241.6
82 Stefano NEPA	ITA	KTM	241.6	239.4	237.3	235.8	234.2	237.7	241.6
11 Sergio GARCIA	SPA	GAS GAS	241.0	238.4	237.3	236.8	235.8	237.9	241.0
54 Riccardo ROSSI	ITA	KTM	240.5	239.4	237.8	235.2	234.7	237.5	240.5
73 Maximilian KOFLER	AUT	KTM	240.0	239.4	236.8	232.7	231.7	236.1	240.0
20 Lorenzo FELLON	FRA	HONDA	238.9	237.8	237.3	234.7	234.2	236.6	238.9
31 Adrian FERNANDEZ	SPA	HUSQVARNA	238.9	237.3	235.2	234.2	234.2	236.0	238.9
5 Jaume MASIA	SPA	KTM	238.4	235.2	235.2	234.7	234.2	235.5	238.4
19 Andi Farid IZDIHAR	INA	HONDA	238.4	237.8	236.3	235.8	233.7	236.4	238.4
27 Kaito TOBA	JPN	KTM	238.4	237.3	236.8	236.3	233.7	235.5	238.4
12 Filip SALAC	CZE	HONDA	237.8	234.2	232.7	230.7	230.7	233.2	237.8
92 Yuki KUNII	JPN	HONDA	237.8	237.3	237.3	237.3	232.2	236.4	237.8
23 Niccolò ANTONELLI	ITA	KTM	237.3	236.8	233.2	232.7	230.2	234.0	237.3
28 Izan GUEVARA	SPA	GAS GAS	237.3	235.8	235.2	235.2	234.7	235.6	237.3
53 Deniz ÖNCÜ	TUR	KTM	237.3	234.7	233.7	233.7	233.2	234.5	237.3
99 Carlos TATAY	SPA	KTM	236.8	233.7	233.7	233.2	232.2	233.9	236.8
17 John MCPHEE	GBR	HONDA	235.2	232.7	230.7	230.2	230.2	231.8	235.2
40 Darryn BINDER	RSA	HONDA	235.2	235.2	233.2	232.7	231.7	233.6	235.2
16 Andrea MIGNO	ITA	HONDA	234.7	233.2	233.2	232.7	232.7	233.3	234.7
37 Pedro ACOSTA	SPA	KTM	234.2	233.7	233.7	233.2	233.2	233.6	234.2
55 Romano FENATI	ITA	HUSQVARNA	234.2	233.7	233.7	233.2	232.7	233.5	234.2
2 Gabriel RODRIGO	ARG	HONDA	233.2	233.2	232.7	231.2	230.7	231.8	233.2
52 Jeremy ALCOBA	SPA	HONDA	232.7	232.2	231.7	231.2	229.7	231.5	232.7

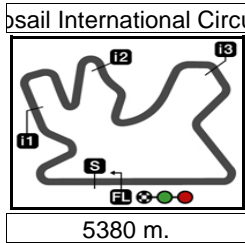
These data/results cannot be reproduced, stored and/or transmitted in whole or in part by any manner of electronic, mechanical, photocopying, recording, broadcasting or otherwise now known or herein after developed without the previous express consent by the copyright owner, except for reproduction in daily press and regular printed publications on sale to the public within 60 days of the event related to those data/results and always provided that copyright symbol appears together as follows below.

© DORNA, 2021

Official MotoGP Timing by TISSOT  
www.motogp.com



Doha, Saturday, March 27, 2021



**BARWA GRAND PRIX OF QATAR**

**Free Practice Nr. 3**

**Chronological Analysis of Performances**

**13**

\* Lap / Sector time cancelled      **T1** Time from finish line to 1st intermediate      **T3** Time from 2nd intermed. to 3rd intermed.  
**P** Crossing the finish line in pit lane      **T2** Time from 1st intermed. to 2nd intermed.      **T4** Time from 3rd intermediate to finish line

Lap	Lap Time	T1	T2	T3	T4	Speed	Lap	Lap Time	T1	T2	T3	T4	Speed							
<b>1st 11 Sergio GARCIA</b> GASGAS Gaviota As SPA							<b>5th 7 Dennis FOGGIA</b> Leopard Racing ITA													
Runs=3			Total laps=12				Full laps=6			Runs=3			Total laps=10				Full laps=5			
1	4'51.567	33.787	33.149	31.258	36.985	136.0	1	4'39.287	32.987	33.442	31.471	38.039	134.1							
2	<b>2'08.047</b>	28.262	32.356	30.968	36.461	238.4	2	<b>2'15.325</b>	28.110	33.294	32.301	41.620	<b>237.3</b>							
3	<b>2'08.085</b>	28.000	32.401	31.031	36.653	237.3	3	2'17.817 P	28.094	32.306	32.961	44.456	235.8							
4	<b>2'08.482</b>	27.831	32.583	31.216	36.852	<b>241.0</b>	4	2'18.873	33.040	36.035	31.761	38.037	140.9							
5	2'09.586 P	30.438	33.989	31.469	33.690	232.2	5	<b>2'06.243</b>	27.860	31.896	30.535	35.952	234.7							
6	2'18.235 *	33.729	36.383	31.687	36.436*	126.3	6	<b>2'05.721</b>	<b>27.633</b>	<b>31.736</b>	<b>30.467</b>	<b>35.885</b>	233.7							
7	2'05.990 *	27.596	31.835	30.440	36.119*	234.2	7	<b>2'13.946</b>	30.837	32.576	32.391	38.142	234.2							
8	<b>2'06.611</b>	27.758	31.879	30.688	36.286	235.8	8	2'54.784 P	56.711	45.178	37.269	35.626	235.2							
9	<b>2'06.768</b>	27.825	31.878	30.915	36.150	233.7	9	2'19.650	37.259	34.241	31.073	37.077	133.0							
10	2'03.971 P	27.871*	32.166	31.154	32.776	234.7	<b>PIT</b>							29.390	33.340	31.745	32.210	235.2		
11	2'21.581	33.490	38.111	31.917	38.063	141.5														
12	<b>2'05.064</b>	<b>27.487</b>	<b>31.538</b>	<b>30.194</b>	<b>35.845</b>	236.8														
<b>2nd 16 Andrea MIGNO</b> Rivacold Snipers Tea ITA							<b>6th 40 Darryn BINDER</b> Petronas Sprinta Raci RSA													
Runs=3			Total laps=13				Full laps=7			Runs=3			Total laps=11				Full laps=5			
1	5'07.740	31.791	32.884	31.080	36.613	146.3	1	4'31.106	32.501	32.561	31.127	36.620	134.3							
2	<b>2'07.238</b>	27.945	32.002	30.827	36.464	<b>234.7</b>	2	<b>2'07.554</b>	27.861	32.140	30.942	36.611	<b>235.2</b>							
3	<b>2'07.289</b>	27.828	32.033	30.885	36.543	233.2	3	<b>2'08.071</b>	27.835	32.080	31.065	37.091	235.2							
4	<b>2'09.005</b>	27.817	32.676	31.632	36.880	232.7	4	<b>2'09.365</b>	28.157	32.294	31.573	37.341	225.4							
5	<b>2'07.727</b>	27.870	32.344	30.929	36.584	233.2	5	2'06.512 P	28.822	32.875	31.567	33.248	229.2							
6	2'02.216 P	27.954	32.153	30.670	31.439	228.8	6	2'11.428	30.924	32.517	31.242	36.745	150.2							
7	2'11.291 *	31.217	32.542	31.102	36.430*	146.9	7	2'08.259 *	28.033	32.538	31.083	36.605*	230.2							
8	<b>2'07.205</b>	28.023	32.064	30.806	36.312	230.2	8	<b>2'08.103</b>	28.059	32.209	31.122	36.713	233.2							
9	<b>2'07.236</b>	27.993	32.116	30.724	36.403	230.2	9	2'06.798 P	28.223	32.647	31.982	33.946	231.7							
10	2'11.848 *	31.125	32.539	31.431	36.753*	230.7	10	2'15.942 *	32.688	33.421	31.735	38.098*	138.2							
11	2'06.404 P	27.949	33.539	32.423	32.493	231.2	11	<b>2'05.823</b>	<b>27.732</b>	<b>31.635</b>	<b>30.420</b>	<b>36.036</b>	232.7							
12	2'10.098	31.251	32.151	30.562	36.134	148.1														
13	<b>2'05.551</b>	<b>27.721</b>	<b>31.529</b>	<b>30.397</b>	<b>35.904</b>	232.7														
<b>3rd 24 Tatsuki SUZUKI</b> SIC58 Squadra Corse JPN							<b>7th 5 Jaume MASIA</b> Red Bull KTM Ajo SPA													
Runs=3			Total laps=10				Full laps=4			Runs=3			Total laps=11				Full laps=5			
1	4'53.694	36.993	37.900	31.418	37.405	104.2	1	4'07.203	32.960	33.481	31.438	36.876	138.2							
2	<b>2'07.612</b>	27.918	32.219	31.101	36.374	241.0	2	<b>2'08.010</b>	28.012	32.336	31.098	36.564	233.2							
3	2'09.829 *	27.999	32.210	32.206	37.414*	<b>243.2</b>	3	<b>2'07.451</b>	27.764	32.114	30.921	36.652	235.2							
4	<b>2'07.083</b>	27.849	32.179	30.726	36.329	238.4	4	<b>2'07.593</b>	27.859	32.202	30.933	36.599	232.7							
5	2'10.974 P	29.168	32.717	31.252	37.837	240.0	5	2'04.528 P	28.110	32.864	31.521	32.033	234.2							
6	2'14.138	33.201	33.048	31.201	36.688	132.0	6	2'14.768	33.858	33.125	31.420	36.365	138.1							
7	<b>2'08.041</b>	28.159	32.319	31.017	36.546	232.7														
8	2'10.688 P	29.649	33.294	32.311	35.434	231.7														
9	2'10.609	32.057	32.155	30.409	35.988	137.4														
10	<b>2'05.630</b>	<b>27.647</b>	<b>31.672</b>	<b>30.381</b>	<b>35.930</b>	236.8														
<b>4th 28 Izan GUEVARA</b> GASGAS Gaviota As SPA																				
Runs=3			Total laps=10				Full laps=4													

**Fastest Lap:** Sergio GARCIA      GASGAS Gaviota As SPA      **2'05.064**      27.487      31.538      30.194      35.845

These data/results cannot be reproduced, stored and/or transmitted in whole or in part by any manner of electronic, mechanical, photocopying, recording, broadcasting or otherwise now known or herein after developed without the previous express consent by the copyright owner, except for reproduction in daily press and regular printed publications on sale to the public within 60 days of the event related to those data/results and always provided that copyright symbol appears together as follows below.  
© DORNA, 2021



## Free Practice Nr. 3

Moto3

Lap	Lap Time	T1	T2	T3	T4	Speed	Lap	Lap Time	T1	T2	T3	T4	Speed
7	2'08.851 *	27.794	32.004	30.720	38.333*	232.7	7	2'05.954 P	28.362	32.842	31.262	33.488	230.2
8	<b>2'06.934</b>	27.747	31.937	30.939	36.311	<b>238.4</b>	8	2'14.454	34.473	32.460	30.997	36.524	123.5
9	2'05.638 P	28.647	32.933	31.794	32.264	234.7	9	<b>2'08.064</b>	28.196	32.075	31.404	36.389	233.2
10	2'11.497	31.793	32.204	30.821	36.679	143.4	10	2'02.963 P	28.173	32.430	31.222	31.138	233.7
11	<b>2'05.913</b>	<b>27.609</b>	<b>31.755</b>	<b>30.600</b>	<b>35.949</b>	235.2	11	2'11.420	31.520	32.184	30.887	36.829	145.5
<b>8th 43 Xavier ARTIGAS</b> Leopard Racing SPA Runs=3 Total laps=11 Full laps=6							<b>12th 54 Riccardo ROSSI</b> BOE Owlride ITA Runs=3 Total laps=11 Full laps=5						
1	4'51.724	33.265	33.223	31.345	36.789	137.2	1	4'52.417 *	33.228	33.372	31.443	36.820*	129.3
2	<b>2'07.867</b>	28.194	32.371	30.960	36.342	<b>242.6</b>	2	<b>2'09.179</b>	28.094	33.046	31.239	36.800	239.4
3	<b>2'08.054</b>	27.793	32.431	31.124	36.706	240.0	3	2'09.752 *	28.185	32.450	31.207	37.910*	<b>240.5</b>
4	<b>2'08.646</b>	28.027	32.651	31.408	36.560	239.4	4	<b>2'09.344</b>	27.968	33.237	31.185	36.954	237.8
5	2'07.886 P	28.056	33.730	32.037	34.063	238.4	5	2'05.628 P	28.128	32.666	31.044	33.790	234.7
6	2'13.202	32.357	32.881	31.222	36.742	144.7	6	2'17.181 *	33.263	33.629	33.463	36.826*	137.5
7	<b>2'06.549</b>	27.826	31.846	30.614	36.263	234.7	7	<b>2'11.993</b>	28.141	33.938	33.150	36.764	230.2
8	<b>2'09.707</b>	29.353	32.505	31.185	36.664	235.2	8	<b>2'07.946</b>	28.210	32.104	30.968	36.664	230.2
9	2'05.684 P	28.146	32.441	31.401	33.696	233.2	9	2'09.135 P	31.312	33.522	31.968	32.333	229.7
10	2'10.297 *	31.219	32.179	30.747	36.152*	146.9	10	2'17.002	33.250	34.432	31.228	38.092	140.4
11	<b>2'05.963</b>	<b>27.712</b>	<b>31.724</b>	<b>30.578</b>	<b>35.949</b>	236.3	11	<b>2'06.303</b>	<b>27.740</b>	<b>31.848</b>	<b>30.648</b>	<b>36.067</b>	235.2
<b>9th 37 Pedro ACOSTA</b> Red Bull KTM Ajo SPA Runs=3 Total laps=12 Full laps=6							<b>13th 23 Niccolò ANTONELL</b> Avintia Esponsorama ITA Runs=3 Total laps=8 Full laps=3						
1	4'29.801	32.641	32.921	31.414	36.804	135.3	1	4'56.983 *	35.160	36.808	31.847	38.944*	117.9
2	<b>2'08.010</b>	27.984	32.346	31.033	36.647	<b>234.2</b>	2	<b>2'07.713</b>	27.912	32.266	31.001	36.534	<b>237.3</b>
3	<b>2'08.506</b>	27.814	32.085	31.096	37.511	233.2	3	4'42.520 P	27.897			33.186	236.8
4	<b>2'10.271</b>	27.894	32.758	32.236	37.383	230.2	4	2'11.613	31.566	32.437	31.082	36.528	145.3
5	2'07.037 P	28.199	32.754	31.890	34.194	233.7	5	<b>2'07.599</b>	28.075	32.099	30.937	36.488	232.7
6	2'14.440	33.371	33.063	31.417	36.589	128.7	6	2'03.347 P	28.538	32.475	31.131	31.203	230.2
7	2'07.472 *	27.811	32.081	31.058	36.522*	232.2	7	2'11.695	32.330	32.448	30.745	36.172	144.5
8	<b>2'07.305</b>	27.838	32.052	30.992	36.423	233.7	8	<b>2'06.335</b>	<b>27.895</b>	<b>31.943</b>	<b>30.494</b>	<b>36.003</b>	233.2
9	2'07.493 P	31.167	32.791	31.432	32.103	232.7	<b>14th 99 Carlos TATAY</b> Avintia Esponsorama SPA Runs=3 Total laps=11 Full laps=5						
10	2'17.393 *	32.113	32.419	31.206	41.655*	137.7	1	4'38.180	32.417	33.107	32.010	37.935	141.5
11	<b>2'06.128</b>	27.701	<b>31.646</b>	<b>30.684</b>	<b>36.097</b>	233.2	2	2'08.199 *	28.051	32.213	31.216	36.719*	233.2
12	<b>2'06.327</b>	<b>27.642</b>	31.820	30.685	36.180	230.7	3	<b>2'08.585</b>	28.066	32.254	31.290	36.975	232.2
<b>10th 6 Ryusei YAMANAKA</b> CarXpert PruestelGP JPN Runs=3 Total laps=10 Full laps=5							4	2'06.242 P	29.012	33.374	31.658	32.198	224.5
1	4'51.779	34.986	34.036	31.294	37.015	135.8	5	2'13.010	32.707	32.747	31.135	36.421	135.6
2	<b>2'09.335</b>	28.401	32.632	31.190	37.112	<b>241.6</b>	6	<b>2'06.852</b>	<b>27.828</b>	<b>31.710</b>	30.797	36.517	233.7
3	<b>2'08.501</b>	28.100	32.218	31.291	36.892	238.4	7	<b>2'06.754</b>	27.914	31.836	30.742	<b>36.262</b>	<b>236.8</b>
4	2'07.380 P	28.046	32.623	31.305	35.406	229.7	8	<b>2'06.823</b>	27.918	31.731	30.835	36.339	230.7
5	2'18.498	33.876	36.331	31.726	36.565	130.1	9	2'05.383 P	28.441	33.067	31.888	31.987	231.2
6	<b>2'06.510</b>	<b>27.683</b>	31.840	<b>30.613</b>	36.374	232.7	10	2'19.427	35.216	33.594	32.797	37.820	116.0
7	<b>2'07.490</b>	27.920	31.953	31.210	36.407	231.7	11	<b>2'06.776</b>	27.937	31.813	<b>30.696</b>	36.330	233.7
8	2'06.332 P	28.099	32.502	31.561	34.170	234.2	<b>15th 17 John MCPHEE</b> Petronas Sprinta Raci GBR Runs=3 Total laps=11 Full laps=6						
9	2'18.817	34.786	33.846	32.439	37.746	126.1	1	5'29.022	33.057	33.071	31.447	36.889	129.9
10	<b>2'06.178</b>	27.807	<b>31.748</b>	30.638	<b>35.985</b>	236.8	2	<b>2'08.645</b>	27.982	32.768	31.289	36.606	232.7
<b>11th 53 Deniz ÖNCÜ</b> Red Bull KTM Tech 3 TUR Runs=3 Total laps=12 Full laps=7							3	<b>2'08.919</b>	28.015	32.724	31.456	36.724	230.2
1	4'32.956	31.326	32.890	31.238	36.700	148.3	4	<b>2'07.510</b>	<b>27.849</b>	32.205	30.916	36.540	230.2
2	<b>2'08.867</b>	28.133	32.716	31.317	36.701	234.7	5	<b>2'07.589</b>	28.010	32.306	30.753	36.520	229.2
3	<b>2'08.703</b>	28.056	32.436	31.355	36.856	233.7	6	<b>2'07.205</b>	27.979	32.178	<b>30.631</b>	36.417	227.8
4	<b>2'09.022</b>	28.088	32.650	31.211	37.073	232.2	7	2'05.693 P	28.776	32.885	31.811	32.221	225.4
5	<b>2'08.712</b>	27.984	32.712	31.126	36.890	230.7	8	2'20.536	36.021	34.608	32.312	37.595	123.2
6	<b>2'08.041</b>	28.108	32.441	30.914	36.578	228.8	<b>Fastest Lap:</b> Sergio GARCIA GASGAS Gaviota As SPA <b>2'05.064</b> 27.487 31.538 30.194 35.845						

These data/results cannot be reproduced, stored and/or transmitted in whole or in part by any manner of electronic, mechanical, photocopying, recording, broadcasting or otherwise now known or herein after developed without the previous express consent by the copyright owner, except for reproduction in daily press and regular printed publications on sale to the public within 60 days of the event related to those data/results and always provided that copyright symbol appears together as follows below.  
© DORNA, 2021

Official MotoGP Timing by TISSOT  
www.motogp.com

Doha, Saturday, March 27, 2021

Page 2 of 4



## Free Practice Nr. 3

Moto3

Lap	Lap Time	T1	T2	T3	T4	Speed	Lap	Lap Time	T1	T2	T3	T4	Speed				
9	2'04.779	P	28.24*	32.253	31.057	33.225	235.2	8	2'03.127	P	28.154	32.189	30.987	31.797	229.7		
10	2'14.368		32.426	32.941	31.531	37.470	144.0	9	2'12.158	P	34.598	33.341	31.330	32.889	143.4		
11	2'06.761		27.947	31.966	30.641	36.207	230.7	10	2'18.986	*	34.785	33.655	32.698	37.848*	119.7		
<b>16th</b>	<b>71</b>	<b>Ayumu SASAKI</b>					Red Bull KTM Tech 3	JPN	11	2'07.110		27.964	32.094	30.708	36.344	237.3	
		Runs=3	Total laps=10	Full laps=4				<b>20th</b>	<b>50</b>	<b>Jason DUPASQUIE</b>					CarXpert PruestelGP	SWI	
1	7'01.358		34.423	33.025	31.170	37.008	127.2			Runs=2	Total laps=10	Full laps=7					
2	2'08.953		27.895	32.410	31.408	37.240	243.2	1	4'52.935		31.602	33.230	31.239	36.996	143.8		
3	2'07.799	*	27.983	32.455	30.905	36.456*	243.2	2	2'08.659		27.858	33.419	31.107	36.275	243.2		
4	2'08.651		27.889	32.517	31.222	37.023	238.9	3	2'08.430		28.022	32.497	31.081	36.830	243.7		
5	2'05.986	P	28.172	33.082	31.310	33.422	228.8	4	2'10.518		28.576	33.736	31.253	36.953	238.9		
6	2'11.174		31.370	32.273	31.047	36.484	143.0	5	2'09.159		28.153	32.647	31.043	37.316	233.2		
7	2'07.733		28.092	32.178	30.978	36.485	233.7	6	2'08.879		28.255	32.595	31.188	36.841	229.2		
8	2'05.614	P	28.18*	32.301	31.269	33.862	231.7	7	2'08.938		28.274	32.410	31.430	36.824	229.2		
9	2'14.930		34.230	32.819	31.292	36.589	124.7	8	2'08.351	P	29.394	33.541	32.074	33.342	230.2		
10	2'06.792		27.775	32.036	30.784	36.197	230.7	9	2'10.303		31.132	32.014	30.633	36.524	149.3		
<b>17th</b>	<b>12</b>	<b>Filip SALAC</b>					Rivacold Snipers Tea	CZE	10	2'07.194		27.903	32.456	30.738	36.097	240.5	
		Runs=3	Total laps=9	Full laps=2				<b>21st</b>	<b>55</b>	<b>Romano FENATI</b>					Sterilgarda Max Racin	ITA	
1	4'46.175		35.954	32.751	31.532	37.347	97.4			Runs=3	Total laps=12	Full laps=7					
2	2'58.336	P	28.000	21.183	35.369	33.784	234.2	1	5'04.383	*	32.451	32.839	31.128	36.698*	135.6		
3	2'11.753		31.584	32.523	31.093	36.553	144.7	2	2'08.369		28.112	32.296	31.187	36.774	233.7		
4	2'07.123	*	27.954	31.863	30.756	36.550*	230.7	3	2'10.198		28.277	32.411	32.624	36.886	231.2		
5	2'07.622		28.096	31.948	30.883	36.695	232.7	4	2'07.916		27.992	32.256	30.891	36.777	232.7		
6	2'07.889	*	28.209	32.130	31.042	36.508*	229.7	5	2'08.455		28.105	32.347	31.211	36.792	229.7		
7	2'06.621	P	29.015	32.847	31.925	32.834	230.7	6	2'07.227		28.018	32.059	30.545	36.605	231.2		
8	2'15.911	*	31.764	33.304	31.755	39.088*	145.5	7	2'07.994	P	29.442	32.636	31.382	34.534	221.7		
9	2'06.986		27.770	32.246	30.781	36.189	237.8	8	2'12.101		32.324	32.310	30.697	36.770	142.6		
<b>18th</b>	<b>27</b>	<b>Kaito TOBA</b>					CIP Green Power	JPN	9	2'07.363		27.876	32.117	30.962	36.408	234.2	
		Runs=2	Total laps=15	Full laps=10				10	2'06.012	P	29.594	32.822	31.324	32.272	233.2		
1	4'49.050		38.455	33.591	31.861	37.575	92.9	11	2'11.507		31.621	32.148	30.767	36.971	142.2		
2	2'08.554		28.343	32.494	31.139	36.578	237.3	12	2'07.485		28.060	32.422	30.726	36.277	233.7		
3	2'07.714		28.034	32.080	31.034	36.566	236.8	<b>22nd</b>	<b>92</b>	<b>Yuki KUNII</b>					Honda Team Asia	JPN	
4	2'07.404	*	27.769	32.400	30.816	36.419*	236.3			Runs=3	Total laps=11	Full laps=6					
5	2'07.569		27.914	32.303	30.888	36.464	238.4	1	4'50.101		35.564	33.525	31.442	37.902	107.5		
6	2'07.936		28.091	32.541	30.889	36.415	232.7	2	2'08.393		28.210	32.306	31.288	36.589	237.3		
7	2'09.815		28.105	32.441	32.044	37.225	233.2	3	2'08.468		28.013	32.404	31.328	36.723	237.3		
8	2'08.573		28.273	32.626	31.210	36.464	232.2	4	2'09.357		27.916	33.072	31.487	36.882	237.8		
9	2'07.904		28.205	32.341	31.087	36.271	233.2	5	2'08.671	P	28.846	33.966	31.481	34.378	232.2		
10	2'07.494	*	28.077	32.199	30.915	36.303*	233.7	6	2'19.682		35.406	34.506	31.606	38.164	141.5		
11	2'07.556		28.132	32.105	30.935	36.384	233.7	7	2'11.442		30.634	32.493	31.365	36.950	227.3		
12	2'07.384	P	29.315	32.850	31.742	33.477	233.2	8	2'09.023		28.301	32.451	31.495	36.776	230.7		
13	2'13.644		32.318	33.483	31.478	36.365	140.6	9	2'05.143	P	28.232	32.501	31.702	32.708	228.8		
14	2'07.328		28.147	32.178	30.829	36.174	233.7	10	2'11.637		32.172	32.426	30.646	36.393	143.6		
15	2'07.068		27.958	32.066	30.801	36.243	233.7	11	2'07.297		27.933	32.628	30.685	36.051	237.3		
<b>19th</b>	<b>82</b>	<b>Stefano NEPA</b>					BOE Owlride	ITA	<b>23rd</b>	<b>52</b>	<b>Jeremy ALCOBA</b>					Indonesian Racing Gr	SPA
		Runs=4	Total laps=11	Full laps=5						Runs=2	Total laps=9	Full laps=5					
1	4'52.575		33.059	33.507	31.332	36.867	129.9	1	4'45.437		34.808	33.158	31.567	37.182	111.3		
2	2'08.715		28.088	32.594	31.275	36.758	241.6	2	2'08.450		28.184	32.270	31.200	36.796	232.2		
3	2'08.326		28.131	32.341	31.066	36.788	239.4	3	2'08.472		28.024	32.282	31.215	36.951	232.7		
4	2'08.089		27.908	32.575	30.985	36.621	235.8	4	2'08.638		28.115	32.412	31.134	36.977	229.7		
5	2'07.695	P	28.242	35.807	30.971	32.675	234.2	5	2'08.217		27.958	32.245	31.077	36.937	228.3		
6	2'11.774		31.267	32.397	30.998	37.112	146.3	6	2'06.277	P	29.707	32.587	31.123	32.860	225.4		
7	2'08.088		28.350	32.160	31.027	36.551	229.7	7	2'20.415	*	32.723	32.853	31.445	43.394*	128.5		

**Fastest Lap:** Sergio GARCIA      GASGAS Gaviota As      SPA      2'05.064      27.487      31.538      30.194      35.845

These data/results cannot be reproduced, stored and/or transmitted in whole or in part by any manner of electronic, mechanical, photocopying, recording, broadcasting or otherwise now known or herein after developed without the previous express consent by the copyright owner, except for reproduction in daily press and regular printed publications on sale to the public within 60 days of the event related to those data/results and always provided that copyright symbol appears together as follows below.  
© DORNA, 2021

# Free Practice Nr. 3

# Moto3

Lap	Lap Time	T1	T2	T3	T4	Speed	Lap	Lap Time	T1	T2	T3	T4	Speed
8	<b>2'07.656</b>	28.062	<b>32.073</b>	30.984	<b>36.537</b>	231.7	9	<b>2'09.795</b>	28.848	32.670	31.391	36.886	230.2
9	2'07.473 *	27.966	32.200	<b>30.873</b>	36.434*	231.2	10	2'08.195 P	30.827	33.066	32.004	32.298	230.2
							11	2'18.724 *	34.484	33.345	31.558	39.337*	111.3
							12	<b>2'08.142</b>	28.058	32.361	31.295	<b>36.428</b>	236.8

**24th 31** **Adrian FERNANDEZ** Sterilgarda Max Racin SPA  
Runs=2 Total laps=13 Full laps=6

1	4'39.597 *	32.673	32.822	31.360	38.246*	133.3
2	2'13.352 *	<b>27.854</b>	32.925	32.292	40.281*	<b>238.9</b>
3	<b>2'10.949</b>	28.160	34.821	31.146	36.822	232.7
4	<b>2'08.758</b>	28.060	32.580	31.301	36.817	233.2
5	<b>2'07.822</b>	28.108	32.399	30.821	36.494	230.2
6	<b>2'07.839</b>	28.147	32.568	<b>30.788</b>	<b>36.336</b>	235.2
7	2'04.915 P	28.168	32.530	31.332	32.885	237.3
8	2'11.631	31.952	32.321	30.932	36.426	143.4
9	<b>2'07.835</b>	28.062	<b>32.287</b>	31.123	36.363	234.2
10	2'09.541 *	28.649	32.692	31.429	36.771*	234.2
11	2'08.939 *	28.128	32.728	31.335	36.748*	232.2
12	2'08.570 *	28.186	32.376	31.328	36.680*	233.2
13	<b>2'08.528</b>	28.060	32.482	31.251	36.735	232.2

**28th 2** **Gabriel RODRIGO** Indonesian Racing Gr ARG  
Runs=3 Total laps=11 Full laps=6

1	4'00.682 *	32.670	33.358	31.927	37.211*	141.1
2	<b>2'10.230</b>	28.755	32.860	31.561	37.054	232.7
3	<b>2'09.171</b>	28.180	32.446	31.470	37.075	<b>233.2</b>
4	<b>2'09.765</b>	28.206	32.876	31.554	37.129	230.2
5	2'05.737 P	28.189	33.662	31.623	32.263	230.7
6	2'15.878	35.215	32.604	31.357	36.702	119.3
7	<b>2'08.525</b>	28.156	32.249	31.304	36.816	231.2
8	<b>2'08.216</b>	28.368	32.200	<b>31.169</b>	<b>36.479</b>	230.7
9	<b>2'08.194</b>	<b>28.021</b>	<b>32.187</b>	31.357	36.629	230.7
10	2'08.007 P	28.721	33.085	32.167	34.034	233.2
11	2'14.513	33.481	32.759	31.614	36.659	138.9

**25th 19** **Andi Farid IZDIHAR** Honda Team Asia INA  
Runs=3 Total laps=11 Full laps=5

1	4'49.885	38.379	33.579	33.567	37.920	88.7
2	<b>2'08.645</b>	28.029	32.520	31.390	36.706	235.8
3	<b>2'08.283</b>	<b>27.874</b>	32.286	31.293	36.830	<b>238.4</b>
4	<b>2'09.847</b>	28.050	33.355	31.599	36.843	233.7
5	2'13.061 P	28.257	32.845	33.112	38.847	237.8
6	2'18.517 *	35.992	34.306	31.456	36.763*	113.8
7	<b>2'08.011</b>	27.914	<b>32.141</b>	<b>31.165</b>	36.791	230.2
8	2'09.313 *	28.454	32.388	31.806	36.665*	227.3
9	2'07.489 P	28.34*	34.503	31.910	32.734	230.2
10	2'22.477 *	34.306	33.953	32.958	41.260*	131.5
11	<b>2'07.888</b>	27.887	32.477	31.169	<b>36.355</b>	236.3

**26th 20** **Lorenzo FELLON** SIC58 Squadra Corse FRA  
Runs=3 Total laps=10 Full laps=5

1	4'49.273	37.050	33.686	31.813	37.566	99.6
2	<b>2'08.768</b>	28.179	32.624	31.362	36.603	237.3
3	<b>2'08.956</b>	28.147	32.574	31.375	36.860	234.7
4	<b>2'09.474</b>	28.993	32.449	31.497	36.535	237.8
5	2'13.079 P	28.316	32.822	32.836	39.105	<b>238.9</b>
6	2'14.473	33.123	33.343	31.479	<b>36.528</b>	140.4
7	<b>2'08.174</b>	28.202	32.359	<b>30.927</b>	36.686	234.2
8	2'09.306 P	<b>28.105</b>	32.395	31.431	37.375	232.2
9	2'15.339	34.575	32.737	31.445	36.582	114.0
10	<b>2'07.929</b>	28.108	<b>32.312</b>	30.929	36.580	229.7

**27th 73** **Maximilian KOFLER** CIP Green Power AUT  
Runs=3 Total laps=12 Full laps=7

1	4'49.470	35.920	33.681	31.841	37.849	111.6
2	<b>2'08.698</b>	28.151	32.664	31.321	36.562	239.4
3	<b>2'08.414</b>	<b>27.948</b>	<b>32.324</b>	<b>31.170</b>	36.972	<b>240.0</b>
4	<b>2'09.739</b>	28.159	33.302	31.507	36.771	232.7
5	<b>2'10.833</b>	28.395	34.027	31.473	36.938	231.7
6	2'05.021 P	28.203	32.871	31.233	32.714	230.2
7	2'16.037	33.513	32.943	32.279	37.302	142.8
8	<b>2'09.768</b>	28.441	32.792	31.399	37.136	230.2

**Fastest Lap:** Sergio GARCIA GASGAS Gaviota As SPA **2'05.064** 27.487 31.538 30.194 35.845

These data/results cannot be reproduced, stored and/or transmitted in whole or in part by any manner of electronic, mechanical, photocopying, recording, broadcasting or otherwise now known or herein after developed without the previous express consent by the copyright owner, except for reproduction in daily press and regular printed publications on sale to the public within 60 days of the event related to those data/results and always provided that copyright symbol appears together as follows below.  
© DORNA, 2021



# BARWA GRAND PRIX OF QATAR

## Free Practice Nr. 3

### Best Partial Times

# Moto3™

*IT* Ideal Lap Time, sum of the best partial times

*BT* Best Lap Time

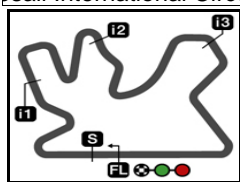
<i>T1</i>		<i>T2</i>		<i>T3</i>		<i>T4</i>				<i>IT</i>	<i>BT</i>	
Pos	Rider	Time	Rider	Time	Rider	Time	Rider	Time	Pos	Rider		
1	S.GARCIA	27.487	A.MIGNO	31.529	S.GARCIA	30.194	S.GARCIA	35.845	1	S.GARCIA	2'05.064	2'05.064 (1)
2	D.FOGGIA	27.561	S.GARCIA	31.538	T.SUZUKI	30.381	I.GUEVARA	35.885	2	A.MIGNO	2'05.551	2'05.551 (2)
3	J.MASIA	27.609	D.BINDER	31.635	A.MIGNO	30.397	A.MIGNO	35.904	3	T.SUZUKI	2'05.630	2'05.630 (3)
4	I.GUEVARA	27.633	P.ACOSTA	31.646	D.BINDER	30.420	T.SUZUKI	35.930	4	I.GUEVARA	2'05.721	2'05.721 (4)
5	P.ACOSTA	27.642	T.SUZUKI	31.672	I.GUEVARA	30.467	J.MASIA	35.949	5	D.FOGGIA	2'05.749	2'05.758 (5)
6	D.ÖNCÜ	27.644	D.FOGGIA	31.685	N.ANTONELLI	30.494	X.ARTIGAS	35.949	6	D.BINDER	2'05.823	2'05.823 (6)
7	T.SUZUKI	27.647	C.TATAY	31.710	D.FOGGIA	30.510	D.ÖNCÜ	35.965	7	J.MASIA	2'05.913	2'05.913 (7)
8	R.YAMANAKA	27.683	X.ARTIGAS	31.724	R.FENATI	30.545	R.YAMANAKA	35.985	8	X.ARTIGAS	2'05.963	2'05.963 (8)
9	X.ARTIGAS	27.712	I.GUEVARA	31.736	X.ARTIGAS	30.578	D.FOGGIA	35.993	9	R.YAMANAKA	2'06.029	2'06.178 (10)
10	A.MIGNO	27.721	R.YAMANAKA	31.748	J.MASIA	30.600	N.ANTONELLI	36.003	10	P.ACOSTA	2'06.069	2'06.128 (9)
11	D.BINDER	27.732	J.MASIA	31.755	R.YAMANAKA	30.613	D.BINDER	36.036	11	D.ÖNCÜ	2'06.204	2'06.204 (11)
12	R.ROSSI	27.740	R.ROSSI	31.848	J.MCPHEE	30.631	Y.KUNII	36.051	12	R.ROSSI	2'06.303	2'06.303 (12)
13	K.TOBA	27.769	F.SALAC	31.863	J.DUPASQUIER	30.633	R.ROSSI	36.067	13	N.ANTONELLI	2'06.335	2'06.335 (13)
14	F.SALAC	27.770	N.ANTONELLI	31.943	Y.KUNII	30.646	P.ACOSTA	36.097	14	C.TATAY	2'06.496	2'06.754 (14)
15	A.SASAKI	27.775	D.ÖNCÜ	31.945	R.ROSSI	30.648	J.DUPASQUIER	36.097	15	F.SALAC	2'06.578	2'06.986 (17)
16	C.TATAY	27.828	J.MCPHEE	31.966	D.ÖNCÜ	30.650	K.TOBA	36.174	16	J.DUPASQUIE	2'06.602	2'07.194 (20)
17	J.MCPHEE	27.849	J.DUPASQUIER	32.014	P.ACOSTA	30.684	F.SALAC	36.189	17	J.MCPHEE	2'06.653	2'06.761 (15)
18	A.FERNANDEZ	27.854	A.SASAKI	32.036	C.TATAY	30.696	A.SASAKI	36.197	18	R.FENATI	2'06.757	2'07.227 (21)
19	J.DUPASQUIER	27.858	R.FENATI	32.059	S.NEPA	30.708	J.MCPHEE	36.207	19	A.SASAKI	2'06.792	2'06.792 (16)
20	A.IZDIHAR	27.874	K.TOBA	32.066	F.SALAC	30.756	C.TATAY	36.262	20	K.TOBA	2'06.810	2'07.068 (18)
21	R.FENATI	27.876	J.ALCOBA	32.073	A.SASAKI	30.784	R.FENATI	36.277	21	Y.KUNII	2'06.919	2'07.297 (22)
22	N.ANTONELLI	27.895	S.NEPA	32.094	A.FERNANDEZ	30.788	A.FERNANDEZ	36.336	22	S.NEPA	2'07.054	2'07.110 (19)
23	S.NEPA	27.908	A.IZDIHAR	32.141	K.TOBA	30.801	S.NEPA	36.344	23	A.FERNANDEZ	2'07.265	2'07.822 (24)
24	Y.KUNII	27.916	G.RODRIGO	32.187	J.ALCOBA	30.873	A.IZDIHAR	36.355	24	J.ALCOBA	2'07.441	2'07.656 (23)

These data/results cannot be reproduced, stored and/or transmitted in whole or in part by any manner of electronic, mechanical, photocopying, recording, broadcasting or otherwise now known or herein after developed without the previous express consent by the copyright owner, except for reproduction in daily press and regular printed publications on sale to the public within 60 days of the event related to those data/results and always provided that copyright symbol appears together as follows below.  
© DORNA, 2021

Official MotoGP Timing by TISSOT  
www.motogp.com







5380 m.

# BARWA GRAND PRIX OF QATAR

## Free Practice Nr. 3

### Best Partial Times

**Moto3™**

*IT* Ideal Lap Time, sum of the best partial times

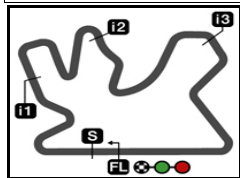
*BT* Best Lap Time

<b>T1</b>		<b>T2</b>		<b>T3</b>		<b>T4</b>				<i>IT</i>	<i>BT</i>	
<i>Pos</i>	<i>Rider</i>	<i>Time</i>	<i>Rider</i>	<i>Time</i>	<i>Rider</i>	<i>Time</i>	<i>Rider</i>	<i>Time</i>	<i>Pos</i>	<i>Rider</i>		
25	M.KOFLER	27.948	A.FERNANDEZ	32.287	L.FELLON	30.927	M.KOFLER	36.428	25	<b>A.IZDIHAR</b>	2'07.535	2'07.888 (25)
26	J.ALCOBA	<b>27.958</b>	Y.KUNII	<b>32.306</b>	<b>A.IZDIHAR</b>	<b>31.165</b>	<b>G.RODRIGO</b>	<b>36.479</b>	26	<b>G.RODRIGO</b>	2'07.856	2'08.194 (28)
27	G.RODRIGO	28.021	L.FELLON	32.312	G.RODRIGO	31.169	L.FELLON	36.528	27	<b>M.KOFLER</b>	2'07.870	2'08.142 (27)
28	L.FELLON	<b>28.105</b>	<b>M.KOFLER</b>	<b>32.324</b>	<b>M.KOFLER</b>	<b>31.170</b>	<b>J.ALCOBA</b>	<b>36.537</b>	28	<b>L.FELLON</b>	2'07.872	2'07.929 (26)

These data/results cannot be reproduced, stored and/or transmitted in whole or in part by any manner of electronic, mechanical, photocopying, recording, broadcasting or otherwise now known or herein after developed without the previous express consent by the copyright owner, except for reproduction in daily press and regular printed publications on sale to the public within 60 days of the event related to those data/results and always provided that copyright symbol appears together as follows below.  
© DORNA, 2021

Official MotoGP Timing by **TISSOT**  
www.motogp.com





5380 m.

## BARWA GRAND PRIX OF QATAR

### Free Practice Nr. 3

### Fastest Laps Sequence

<i>Practice Time</i>	 <i>Rider</i>	<i>Nation</i>	<i>Motorcycle</i>	<i>Time</i>	<i>Km/h</i>	<i>Rider's Lap</i>
6'10.912	2 <b>Gabriel RODRIGO</b>	ARG	HONDA	<b>2'10.230</b>	148.7	2
6'15.213	5 <b>Jaume MASIA</b>	SPA	KTM	<b>2'08.010</b>	151.3	2
6'38.660	40 <b>Darryn BINDER</b>	RSA	HONDA	<b>2'07.554</b>	151.8	2
7'14.978	16 <b>Andrea MIGNO</b>	ITA	HONDA	<b>2'07.238</b>	152.2	2
11'18.218	24 <b>Tatsuki SUZUKI</b>	JPN	HONDA	<b>2'07.083</b>	152.4	4
20'05.094	28 <b>Izan GUEVARA</b>	SPA	GAS GAS	<b>2'06.243</b>	153.4	5
22'10.815	28 <b>Izan GUEVARA</b>	SPA	GAS GAS	<b>2'05.721</b>	154.0	6
41'20.372	11 <b>Sergio GARCIA</b>	SPA	GAS GAS	<b>2'05.064</b>	154.8	12

These data/results cannot be reproduced, stored and/or transmitted in whole or in part by any manner of electronic, mechanical, photocopying, recording, broadcasting or otherwise now known or herein after developed without the previous express consent by the copyright owner, except for reproduction in daily press and regular printed publications on sale to the public within 60 days of the event related to those data/results and always provided that copyright symbol appears together as follows below.

© DORNA, 2021

Official MotoGP Timing by TISSOT  
www.motogp.com

Doha, Saturday, March 27, 2021

